

N 50
D94AFM1N0B
GLASS DESIGN
CHIMNEY HOOD
STAINLESS STEEL
90 CM WIDE



A



The curved glass canopy hood combines two design styles: transparent glass as well as the classic box hood design.

- ✓ LED lighting: a clear illumination whilst cooking thanks to the energy-saving LED lights
- ✓ TouchControl: thanks to the integrated flat surface of the control panel, adjustments can be easily made with just one finger
- ✓ Intensive speed setting: increases the extraction rate when the steam gets intense
- ✓ CleanAir: nothing but clean air thanks to the premium recirculation filter with high odour reduction (ca. 95%)
- ✓ High extraction rate: Ensures a clear view while cooking thanks to efficient motor technology as either a ducted or recirculating solution.

Features

Technical Data

Color chimney : Stainless steel
 Typology : Chimney
 Approval certificates : CE, VDE
 Length of electrical supply cord (cm) : 130
 Height of the chimney (mm) : 576-897/576-1007
 Height of product, without chimney (mm) : 50
 Minimum distance above an electric hob : 550
 Minimum distance above a gas hob : 650
 Net weight (kg) : 15.4
 Type of control : Electronic
 Maximum output air extraction (m³/h) : 360
 Boost position output recirculating (m³/h) : 350
 Maximum output recirculating air (m³/h) : 280
 Boost position air extraction (m³/h) : 580
 Number of lights (Stck) : 2
 Noise level (dB(A) re 1 pW) : 61
 Diameter of air outlet (mm) : 150 / 120
 Grease filter material : Washable aluminium
 EAN code : 4242004224150
 Connection rating (W) : 220
 Current (A) : 10
 Voltage (V) : 220-240
 Frequency (Hz) : 50; 60
 Plug type : GB plug
 Installation type : Wall-mounted



4 242004 224150

Optional accessories

| | |
|----------|--|
| Z50XP0X0 | CleanAir act.carbon filter regenerative |
| Z5170X1 | CleanAir active carbon filter spare part |
| Z5270X0 | CleanAir Recirculation Kit |
| Z5861N0 | Back panel stainless steel |
| Z5895N0 | Stainless steel back panel |
| Z5905N0 | Chimney extension 1000 mm |
| Z5915N0 | Chimney extension 1500 mm |

N 50
D94AFM1N0B
GLASS DESIGN
CHIMNEY HOOD
STAINLESS STEEL
90 CM WIDE

Features

Key performance features:

- Energy Efficiency Class: A (at a range of energy efficiency classes from A++ to E)*
- Extraction rate according to EN 61591 ø 15 cm:
max. Normal use 360 m³/h
Intensive 580 m³/h
- Noise max. Normal Level: 61 dB*

Features

- Touch control
- LED display
- 3 speeds plus intensive
- 2 x 1.5w LED Light
- Colour Temperature: 3500 K
- Automatic intensive revert (6mins)
- 1 metal grease filter cassette
- For wall mounted installation

Design

- Stainless steel
- Glass design
- Chimney hood
- Touch control
- Electronic controls

Performance/technical information

- Suitable for ducted extraction and recirculation
- For recirculated extraction recirculating kit or CleanAir recirculating kit (accessory) needed
- Extraction rate according to EN 61591 ø 15 cm:
max. Normal use 360 m³/h
Intensive 580 m³/h
- Max. extraction rate: 580 m³/h
- Extraction rate in recirculation mode:
Max. normal use: 280 m³/h
Intensive: 350 m³/h
- Noise level according to EN 60704-3 and EN 60704-2-13 at max. normal use exhaust air: 61 dB(A) re 1 pW (49 dB(A) re 20 µPa sound pressure)
- Noise level according to EN 60704-3 and EN 60704-2-13 exhaust air:
Max. normal use: 61 dB(A) re 1 pW (49 dB(A) re 20 µPa sound pressure)
Intensive: 69 dB(A) re 1 pW (57 dB(A) re 20 µPa sound pressure)
- Noise level according to EN 60704-3 and EN 60704-2-13 at maximum normal setting: extraction rate: 61 dB (A) re 1pW
- Noise max. Normal Level: 61 dB*
- Noise levels in recirculation mode:
Max. normal use: 72 dB(A) re 1 pW (60 dB(A) re 20 µPa sound pressure)
Intensive: 75 dB(A) re 1 pW (63 dB(A) re 20 µPa sound pressure)
- Power rating: 220 W
- Light Intensity: 240 lux
- Colour Temperature: 3500 K
- Electrical cable length 1.3 m
- Diameter pipe Ø 150 mm (Ø 120 mm enclosed)
- Dimensions exhaust air (HxWxD): 617-947 x 900 x 488 mm
- Dimensions recirculating (HxWxD): 617-1057 x 900 x 488 mm
- Dimensions recirculating with CleanAir module (HxWxD):
686 x 900 x 488 mm - mounting with outer chimney
815-1145 x 900 x 488 mm - mounting with telescopic chimney
- Energy Efficiency Class: A (at a range of energy efficiency classes from A++ to E)*
- Blower Efficiency Class: A*
- Lighting Efficiency Class: A*
- Grease Filtering Efficiency Class: B*
- Average Energy Consumption: 41.4 kWh/year*

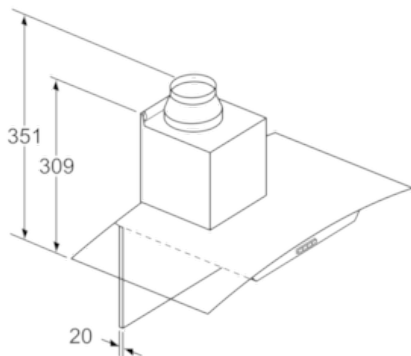
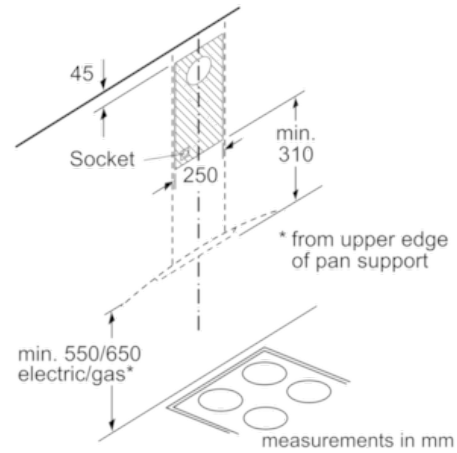
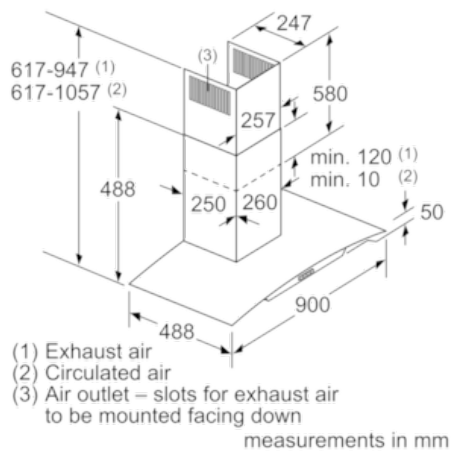
Optional accessories

- Recirculating kit Z5270X0

* In accordance with the EU-Regulation No 65/2014

N 50
D94AFM1N0B
GLASS DESIGN
CHIMNEY HOOD
STAINLESS STEEL
90 CM WIDE

Dimensioned drawings



If a back panel is used, the design of the appliance must be considered.

measurements in mm

