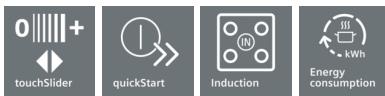


iQ500, Induction hob with integrated ventilation system, 70 cm ED711FQ15E



Induction hob with integrated ventilation unit.

- ✓ The touchSlider allows the hob temperature to be controlled by entering it directly or by moving the slider with a single finger.
- ✓ Powerful motor with a high extraction rate of up to 690 m³/h for fresh air in your kitchen.
- ✓ Shorter heating times with up to 50% more power thanks to the powerBoost function.
- ✓ Innovative induction technology is one of the quickest, safest and most efficient methods of cooking.
- ✓ Timer with cooking zone shut-off function
- ✓ The child safety lock safely prevents unintentional switch-on.

Features

Technical Data

Product name/family : Cooking zone ceramic
 Construction type : Built-in
 Energy input : Electric
 Required niche size for installation (HxWxD) : 223 x 560-560 x 490-490
 Width of the product (mm) : 710
 Dimensions of the product (mm) : 223 x 710 x 522
 Dimensions of the packed product (HxWxD) (mm) : 430 x 950 x 660
 Net weight (kg) : 24.305
 Gross weight (kg) : 29.2
 Residual heat indicator : without
 Location of control panel : Hob front
 Basic surface material : Ceramic
 Color of surface : Black
 Approval certificates : CE, VDE
 Length of electrical supply cord (cm) : 110
 Sealed Burners : No
 heating with booster : All
 Power of 2nd heating element (kW) : 3.6
 Maximum output air extraction (m³/h) : 500
 Boost position output recirculating (m³/h) : 615.0
 Boost position air extraction (m³/h) : 622
 Noise level (dB(A) re 1 pW) : 69
 Odour filter : No
 Operating Mode : Convertible
 Delay Shut off modes : 30
 Electrical connection rating (W) : 7400
 Voltage (V) : 220-240
 Frequency (Hz) : 50-60
 Main colour of product : Black
 Approval certificates : CE, VDE
 Length of electrical supply cord (cm) : 110
 Required niche size for installation (HxWxD) : 223 x 560-560 x 490-490
 Dimensions of the product (mm) : 223 x 710 x 522
 Dimensions of the packed product (HxWxD) (mm) : 430 x 950 x 660
 Net weight (kg) : 24.305
 Gross weight (kg) : 29.2

Optional accessories

HZ9VRUD0	Starter kit unducted recirculation (Plug
HZ9VRPDD0	Basic kit (partly-)ducted recirculation
HZ9VRCRO	cleanAir recirculation replenishment fil
HZ9VEDU0	Acoustics Filter
HZ9SE030	Set of 2 pots and 1 pan



iQ500, Induction hob with integrated ventilation system, 70 cm ED711FQ15E

Features

Design

- ED711FQ15E Venting Cooktop Induction
- 710 mm
- frameless design

Control:

- touchSlider control

Special features

- 2 Combi zones
- 4 induction cooking zones
- MoveMode: 2-steps
- quickStart function
- reStart function
- Timer for all zones Acoustic signal

Quickness:

- Power boost setting
- 17 power levels

Power and size:

- Connected load: 7.4 KW
- Cooking zones: 1 x 380 mm x 210 mm, 3.6 KW Induction or 2 x 190 mm, 210 mm, 2.2 KW (max. power 3.7 KW) Induction; 1 x 380 mm x 210 mm, 3.6 KW Induction or 2 x 190 mm, 210 mm , 2.2 KW (max power 3.7 KW) Induction

Safety Features

- Automatic pan recognition Automatic safety switch off Control panel lock Control panel pause
- 2 stage residual heat indicators
- Main on/off switch
- Energy Consumption Display

Technical information

- Cable included in packaging
- Length wire connection: 110 cm
- Appliance dimensions: (W/D) 710 mm x 522 mm
- Installation dimensions: (I/D/W/D) 223 mm x 560 mm x 490 mm
- Suitable for installation into a 60 cm base cabinet
- Min. worktop thickness: 16 mm (Installation in thinner worktops is also possible with the spare part: 626792)

Integrated ventilation downdraft system

- Induction cooktop with fully integrated high-performance downdraft extractor.
- Aesthetically integrated fully flush air intake design with floating, heat resistant glass ceramics element for free movement and placement of cookware.
- - Automatic switch-on of ventilation system when a cooking zone is used.
- - Automatic delayed shut-off after cooking to erase residual odors after cooking (in specific ultra low-noise fan level, 12min in ducted extraction, 30min in recirculated extraction, can be shut-off manually).
- - Fully manual control possible via touchSlider control.
- - Convenient one-hand removal of unit via floating glass ceramics handle.

- - Integrated, large-scale, high performance stainless-steel grease filters with 12 filtration layers and one black top layer for enhanced aesthetical integration. Grease filtration efficiency of 94 %.
- - All parts of the unit are easy-to-clean, fully dishwasher safe and heat resistant.
- - (Upper) Liquid collector unit with 200ml of capacity for standard accidental spillages or cooking condensate.
- - Powerful drainage system for spillages that exceed 200ml of liquids.
- - Liquid safety collector with additional capacity of 700ml for more severe accidental situations. Dishwasher safe. Easily accessible and detachable from below.
- - Overall capturing capacity of 900ml (200ml + 700ml).
- - Watertight motor system.
- - Extraction performance in ducted extraction (according to EN 61591): min. normal setting 154 m3/h , max. normal setting 500 m3/h , max. Boost-/Intensive setting 622 m3/h .
- - Extraction performance in recirculated extraction (according to EN 61591): min. normal setting 150 m3/h , max. normal setting 500 m3/h , max. Boost-/Intensive setting 615 m3/h.
- - Noise level in ducted extraction (Sound power level according to EN 60704-3): min. normal setting 42 dB#re 1 pW, max. normal setting 69 dB#re 1 pW, max. Boost-/Intensive setting 74 dB#re 1 pW.
- - Noise level in recirculated extraction (Sound power level according to EN 60704-3.): min. normal setting 41 dB#re 1 pW, max. normal setting 68 dB#re 1 pW, max. Boost-/Intensive setting 72 dB#re 1 pW.
- - Grease filter efficiency (according to EN 61591) 94 %.
- - Energy Efficiency Class: B (at a range of energy efficiency classes from A+++ to D).
- - Fluid Dynamic Efficiency: A .
- - Average energy consumption: 57 .
- - Grease filtration efficiency class: B .
- - Noise min. normal setting & max. normal setting: 42 dB#& 69 dB .
- - Optimised odour reduction performance for cooking applications with complex odour molecules (e.g. fish).
- - Large scale filter surface with high odour reduction capabilities.
- - Lifetime of 360 hours of cooking (non-regenerative).
- - Low-noise filters with optimised psycho-acoustics.
- - Easy-to-access and easy-to-remove from above.
- - Replenishment cleanAir filter set HZ9VRCR0.
- All performance data is preliminary and based on latest test results with advanced prototypes and will be updated with tests from final products.

Planning & installation notes

- - HZ9VEDU0 for ducted extraction.
- For ducted extraction configuration: 2 x 2 sets of directly integrated, high-performance low-noise acoustic filters for significantly lower noise and improved psycho-acoustics.
- - HZ9VRPD0 for fully ducted and partly-ducted recirculation with cleanAir odour filters. Starter kit HZ9VRUD0 for unducted recirculation with cleanAir odour filters.
- - Installation is possible in island as well as wall oriented configurations.

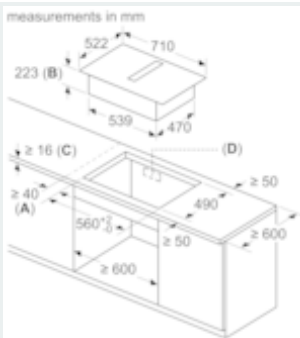
iQ500, Induction hob with integrated ventilation system, 70 cm ED711FQ15E

Features

- - The product complies with the Needle Flame Test (according to IEC 60695-5-11), the V2 flammability class (according to UL94) and the B1 building material class (DIN 4102-1). The starter kit HZ9VRUD0 for unducted recirculation complies with these standards as well.
- - The max. immersion depth is 223mm below glass for top mounted appliances and 227mm for flush installed appliances.
- - The appliance must be freely accessible from below (i.e. for accessing the lower liquid safety collector).
- - No false floor is necessary below the cooktop with integrated downdraft ventilation system. The drawers and/or shelves in the floor unit must be removable. The backpanel of the floor unit can be kept - only a cut-out for the air outlet is needed (position and size can be taken from the installation instructions).
- - The "Plug 'n Play" starter kit HZ9VRUD0 for unducted recirculation requires a vertical aperture of min. 25mm behind the backpanel of the furniture. Suggested for ideal performance are 50mm.
- - The minimum worktop thickness is 16mm for top mounted and flush installed appliances with the standard installation system. Installation in even thinner worktops is also possible with the spare part: content 626792.
- - The overall appliance weight is 26kg - the bearing capacity and stability, in the case of very thin worktops in particular, must be supported using suitable substructures. The overall appliance weight and the worktop manufacturer's structural integrity specifications are to be taken into account.
- - The "Plug 'n Play" starter kit HZ9VRUD0 for unducted recirculation enables easy and quick installations and can be planned in all worktop depths ≥ 60 cm. For ducted installations - in ducted extraction (HZ9VEDU0) as well as fully or partly ducted recirculation (HZ9VRPD0) - a worktop depth of ≥ 70 cm is required.
- - For partly ducted and unducted recirculation extraction installations, a return-flow aperture of ≥ 400 cm² is to be respected in the plinth area. The aperture can be realized via outlet grids, lamella grids or subtly shortened plinths depending on the assortment of the kitchen furniture manufacturer.
- - The air outlet on the backside of the appliance can directly be accessed with a male flat duct element (DN 150).
- - The pressuredrop resistant blower allows longer and more complex ductings up to 8m with three 90° bows while keeping sufficient performance.
- - When installing a ventilation hood with ducted extraction and a chimney-vented fireplace, the power supply line of the appliance needs a suitable safety switch. This is not required for configurations in recirculated extraction.
- - In ducted extraction configuration a one-way flap (or backflow trap) with a maximum opening pressure of 65Pa should be installed.

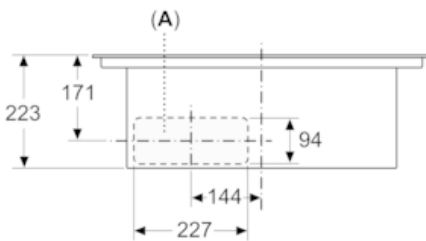
iQ500, Induction hob with integrated ventilation system, 70 cm ED711FQ15E

Dimensioned drawings



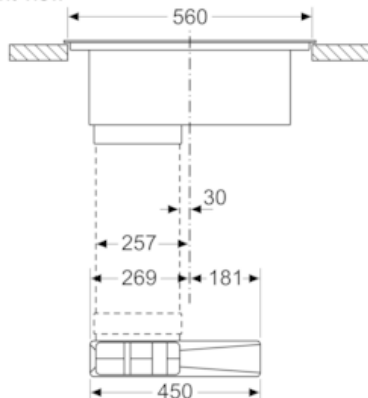
- A: Minimum distance from the hob cut-out to the wall
- B: Recessing depth
- C: The worktop into which the hob is installed must withstand loads of approx. 60kg; suitable substructures must be used if required.
- D: Cut-out in back panel required for pipework. Exact size and position can be taken from

measurements in mm
Front view

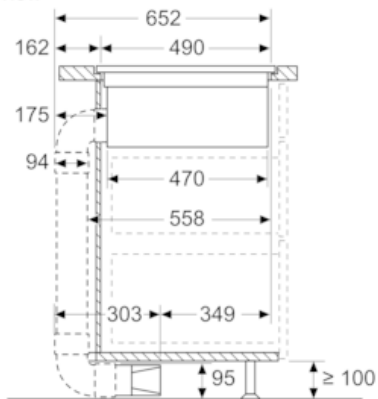


A: Connected directly at the rear

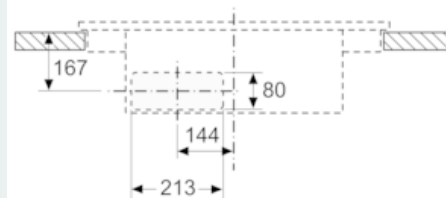
measurements in mm
Front view



measurements in mm
Side view



measurements in mm
Front view - unit cut-out
for unducted recirculation



measurements in mm
Side view

